















UTHSC

RESEARCH PROPOSALS BY FISCAL YEAR

	FY07	FY08	FY09	FY10	FY11	FY12	Trend
Federal	221	262	428	330	260	194	
Foreign	4	9	14	11	16	14	
Foreign Private Profit					1		
Non-TN Government	13	43	64	56	43	49	
Private	364	395	341	306	307	260	
TN Local Government					1	1	
TN State Government	17	26	49	53	33	30	
Total Proposals	619	735	896	756	661	548	

RESEARCH AWARDS BY FISCAL YEAR

	FY07	FY08	FY09	FY10	FY11	FY12	Trend
Number of Awards (#)	342	347	306	316	298	271	
Award \$							
Federal Government	\$40,264,809	\$41,105,070	\$41,479,406	\$55,974,792	\$45,135,557	\$37,262,407	
State/Local/Other Government	\$3,658,571	\$4,421,655	\$5,915,075	\$3,617,966	\$4,153,746	\$3,723,849	
Industry	\$12,289,402	\$12,906,249	\$8,914,663	\$14,678,807	\$10,657,157	\$11,356,567	
Other	\$545,969	\$1,022,668	\$2,406,058	\$1,916,074	\$1,095,473	\$390,948	
Total Award \$	\$56,758,751	\$59,455,642	\$58,715,202	\$76,187,639	\$61,041,933	\$52,733,771	

Note: Proposals and awards with zero obligated amounts NOT included in these counts

Source: UTHSC Office of Research